

# PEG BED

Nendo

cappellini



Peg bed keeps the characteristic curves of the Peg family, in this case for the headboard and legs in turned solid ash wood (bleached stained walnut, wenge or ebony). Peg bed can be upholstered in fabric or leather.

## Materials used

### Structure:

1. Massive fir, poplar plywood, metal frame

### Headboard:

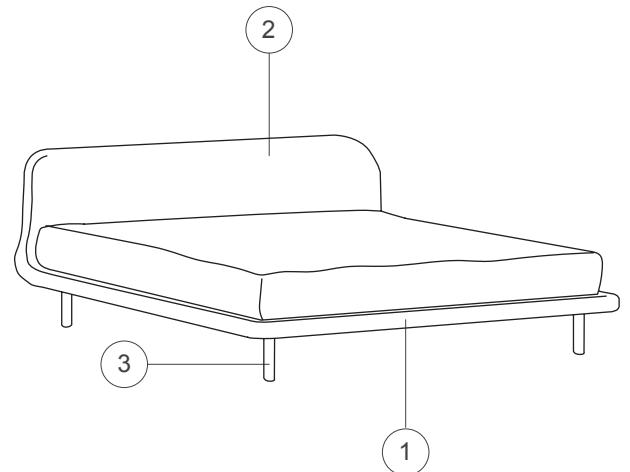
2. Stiff composite polyurethane and multi-density polyurethane foam.

### Base:

3. Massive ash in bleached ash, walnut stained ash, wengè stained ash or black stained ash.

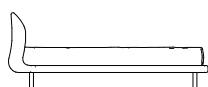
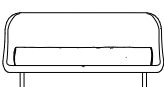

### Feet:

Adjustable central feet in black varnished metal



## Dimensions

### PEG152

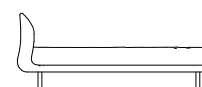
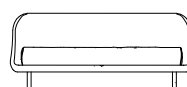



177,5  
70"

220  
86 1/2"

47/85  
18 1/2"-33 1/2"

### PEG180

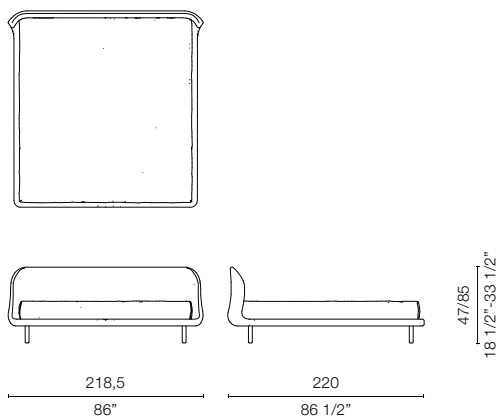


205,5  
81"

217  
18 1/2"

47/85  
18 1/2"-33 1/2"

PEG193



PEG200

